

# Plane RAP

## IN THIS ISSUE

- ▣ Arizona Contest
- ▣ Nick's Views
- ▣ 1999 Board
- ▣ Contest Results
- ▣ Wing Tidbits

Harbor Soaring Society

AMA Charter #128

The Western Soaring Capital

## The Crusader



Larry Enger Places in Arizona

1-800-~~553~~ 543-6666

# Club Information

## 1999 Officers:

### President

Les Kenyon kenyonles@aol.com  
714-404-3832

### Vice President

Karl Hawley  
714-545-4722

### Secretary

Steve Hendry hendry@access1.net  
714-996-6183

### Treasurer

Larry Reed lreed@mtl.com  
714-838-5569

### Contest Director

Ross Thomas  
714-638-0705

### Editor

Tom Vincent  
714-792-0125 tvtom@access1.net

### Training Coordinator

Roger Saville  
949-549-7976 rogerss@juno.com

### Winch Coordinator

Dick Pantzar  
949-545-4722

### General Director

Roger MacGregor  
949-642-8830

## Flying Site



**Cover** - Larry Enger holds his new Crusader from Bob Sliff Models. The Crusader is designed for improved penetration over the legendary 3 meter Nome. Larry placed 2nd in Classic at this years SouthWest Winter Soaring festival in Arizona.



## The Kenyon Chronicles

A Message from the Pres. -



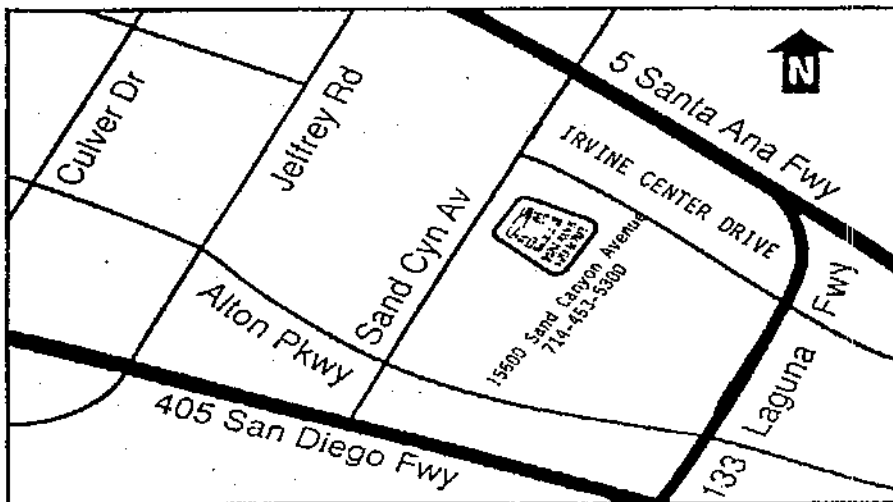
*Les Kenyon*

## Luck O' The Irish To You All!

There's lots going on and many thanks for all you volunteers! First, Steve Schupeck bought a new home and has to step down from the Board. Sorry to see you leave Steve, but we all understand about family commitments. So I twisted Steve Hendry's arm to take his place as Secretary and I think he's back for more pain & suffering. Glad to have you on board!

There are a couple of committees working on things like adapting the shed to store and charge batteries in anticipation of electricity coming to the shed. Until such time though we need to communicate amongst ourselves about who will be bringing the winch batteries to the field. Last Saturday was a good example. The winches were all setup and everyone thought somebody else was bringing the batteries. Guess what? No batteries so most folks didn't get to fly. I appreciate all those who take charge of the winch batteries and

## Notice: Meeting Tuesday 3-2-99 at the Irvine Water District Office



Note: The Irvine Ranch Water District neither supports or endorses the cause or activities of Organizations which use the District meeting rooms that are made available as a public service.

## The Kenyon Chronicles Continued

(Continued from page 2)

hope we can communicate better in the future. Enough said about that.

The South West Soaring contest in Arizona was the first of the three "biggies" of the year. We flew at a new site that was wonderful, wide open grass fields surrounded by more grass and few trees. Chris, Tom Vincent, and myself arrived Friday night just in time to pitch our tent in the middle of a downpour. Tom was smart enough to stay in town where it was warm and dry. The rain stopped that evening and the rest of the weekend was spectacular.

Larry Jolly didn't have an accident with a scale ship this time, but his molded Psycho performed for the crowd on it's own. Apparently, earlier in the day, Larry cracked a balsa support which allowed the receiver to slide back and unhook from the battery. After launching his plane image this, Loop 1 - great inverted flight; Loop 2 - under the power poles and at the cars; Loop 3 - clears the cars and the psycho makes an almost flat landing. The landing was hard however and caused a bit of damage. It didn't take Larry long to fix it and take 1<sup>st</sup> at the February HSS monthly club contest with the same plane. Nick didn't have a plane ready to fly, so Nick napped and cheered for everyone. We saw a few crashes but overall the contest ran very smooth.

There were lots of Twin Stars towing up Zaggies Saturday after the contest. Sunday was a great day. Chris Kenyon was doing well on his last round of add-em-ups till someone came diving across the gaggle he was in and flushed about 4 planes out of a ground thermal. All of these pilots couldn't get back in it and missed their times.

This event, at its new location, has the potential to be as big and maybe better than Visalia. Ben Clerx, who took first last year, showed up just in time for the trophy presentations. The American Airline sick-out had Ben flying the real thing and he missed the contest. Congratulations to team HSS and the four who brought home the Gold. Mark your calendars for May 1<sup>st</sup> & 2<sup>nd</sup>, for the second stop on this Triad- Pasadena @ the Rose Bowl.

Till next month- Good flying

*Les*

## Feb. 1999 Minutes

President Les Kenyon opened the meeting at 7:30pm 2/2/99

Vice President Karl Hawley, brought up a possible safety issue concerning the field during launching.

Contest Coordinator Ross Thomas, reported a change in SC2 rules with the *classic class*, flaps or spoilers cannot operate independently. This will prevent assisted turning. These same rules will apply for Classic contests at HSS.

Editor & Publisher Tom Vincent, requests all entry's to the Plane RAP be made by the 15<sup>th</sup> of the month.

New Guys in the Sky Roger Saville, stated that HSS's flock of 1 TG-3 and the 1 Paragon without receiver are in good shape.

A safety committee was formed to look into launching etiquette. Karl Hawley volunteered to head with Nick Buzolich. Tom Vincent, Roger Saville and Steve Hendry to assist.

A battery committee was formed to look into the placement of winch batteries in our storage container. Steve Hendry volunteered to head with Dick Pantzar. George Azvedo, Ross Thomas and Karl Hawley to assist.

Meeting adjourned 7:54 and the floor was turned over to Jerry Bridgeman, USA Electric Champ. Thanks to Jerry Bridgeman for an informative discussion about high speed electrics.

### YOUR 1999 HSS COMPLAINT COMMITTEE



## 1999 HSS Board

*Not Shown is Editor Tom Vincent, CD Ross Thomas, and new Secretary Steve Hendry*

## February Contest



### Contest - Sun. Feb 14, 1999

CD - Ross Thomas provides the particulars before another HSS club contest held during another beautiful Southern California morning. The format was 3 rounds; 10, 8, and 6 minutes in that order. This Valentine morning was cool (50 degrees F) and the air was very stable dominated by a dome of high pressure. The weather made for weak, sparsely spaced thermal activity and lots of pilots didn't make their first round requirement of 10 minutes. As the morning progressed, thermals became stronger and flight times became predictable but the damage was already done. The pilot who handled Mother Nature the best was Larry Jolly who won both classes in Open and Classic.

#### OPEN

Larry Jolly 1000 1st Masters  
 Ben Clerx 965 work sick-out still in effect  
 Mark Taylor 925 1st Expert  
 Joe Rodriguez 866 not bad for a twin star  
 Tom Vincent 861 2nd Expert  
 John Brown 839 3rd Expert  
 Steve Hendry 808 not even close  
 Ross Thomas 769 plane still in one piece  
 Dan Fink 767 still learning which end of tape to land at  
 Roger MacGregor 746 getting there  
 Karl Hawley 743 1st advanced  
 Chris Kenyon 709 Just found out they weren't 5min rounds  
 Roger Saville 692 spends to much time flying TG3s  
 Nick Boszolic 522 The Kid is catching on fast

#### CLASSIC

Larry Jolly 1000 1st  
 Ross Thomas 994 2nd  
 Roger Saville 710 3rd  
 Gordon Paulson 557 keep at it  
 Dick Pantzer 519 to much time spent arguing with Karl  
 Roger MacGregor 510 tough day  
 Chris Radomczyk 495 Gave a try

## Classified Ads

**For Sale** - NIB Cuda rocket boost sailplane. High quality kit that I ordered in a moment of weakness but will probably never build. Paid \$55, any semi-reasonable offer accepted. Cash or trade. See Larry Enger

[email: egor@mail.cosmoaccess.net]

**Wanted** - Astro 25-40 electric motor, geared preferred. Cash or trade. For Larry Enger

[email: egor@mail.cosmoaccess.net]

### Cyber Central

Some new soaring web sites to check out -

<http://ourworld.compuserve.com/homepages/compufoil/>

For those who wish to get cad designs for building there own wings- also foam cutting stuff-need page

<http://www.wingsnthings.com.au/Gli.html>

(619) 656-8945  
 gundy@k-online.com

### Don Van Gundy

Custom Model Bags for the  
 Prevention of Hanger Rash



1908 Marquis Court  
 Chula Vista, CA 91913

## GYRO HOBBIES

Specializing in Radio-Controlled  
 Plastics & Trains

(949) 583-1775

(714) 378-8924

23052 Lake Forest  
 Unit C-2  
 Laguna Hills, CA 92653  
 (Lake Forest & Moulton)

17431 Brookhurst  
 Unit 107  
 Fountain Valley, CA 92708  
 (Brookhurst & Slater)



# Nick's Views

Nick Buzolich

**Editors Note:** This is a continuation of last month's installment of Nick's View. A few more pilots were gracious enough to accept Nick's keepsake offer. The presentation took place at this year's SouthWest Soaring Contest in Arizona. For those who are not familiar with Nick's award, the following is a repeat message.

In the R.C. soaring scene, most flyers are Sportsman or Advanced. Next, there are a good number of Expert flyers followed by a much smaller contingent of Master's as dictated by the achievement standards of the A.M.A. and L.S.F. Then finally, we have a small, elite group that out perform and shine brighter than all the rest. They have participated in national championships and meet the qualifications in being part of the U.S.A. Soaring team at the world championships.

In "Nick's View", these individuals belong to a "World Class Group!"


I've come across some "original art labels" that say "World Greatest Flyer". These labels were made shortly after Lindbergh's historic flight across the Atlantic in the "Spirit of St. Louis." I am planning to present these to some flyers, who in "My View" are deserving recipients.

I would be honored if those selected would accept them in the spirit they are being given, as an appreciation of talents displayed and support for the improvement of the soaring scene.

The best of lift,

*Nick*

## Nick Presents Next Set Of Awards In Arizona



# Winch Corner

Dick Pantzar

I want to thank Will Conrad for building and giving HSS some winch line directors. It's those metal things that you put into the ground that direct the winch line direction back to the retriever. They are working great. The one thing I want everyone to be aware of though is that the top part is made of ceramic. Please be careful when handling these because they could chip or break.

Until next month, I hope my winches get you off.

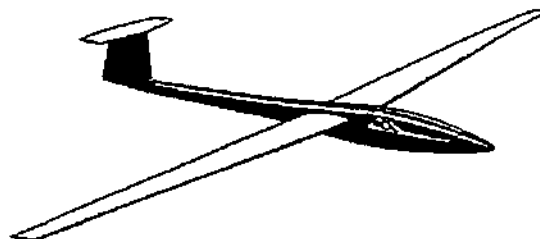


# KARL THE VICE-PRESIDENT

Karl V. Hawley

This month's guest speaker is Joe Ballasch from Leisure Electronics in Downey. Joe specializes in speed controllers and other electronic devices. If you have any questions about this subject, Joe is a good source of information.

Also, my itchy fingers can't wait to start flying all those soaring contests that are coming up. Winter is finished and contest season is blooming. Starting in March the Riverside bunch have a two day on March 21st and 22nd. Also, the SC2 circuit kicks off on the 28th at SULA. They had to move their flying location to the opposite end of the field. So searching for lift will be different. The two day Pasadena contest in May is coming up. This is the second round of the Triad (Arizona, Pasadena, and Visalia). There will be a 2 day bent wing contest at Visalia in May. Lot's of opportunities to fly so, get those planes ready.



# WING TIDBITS

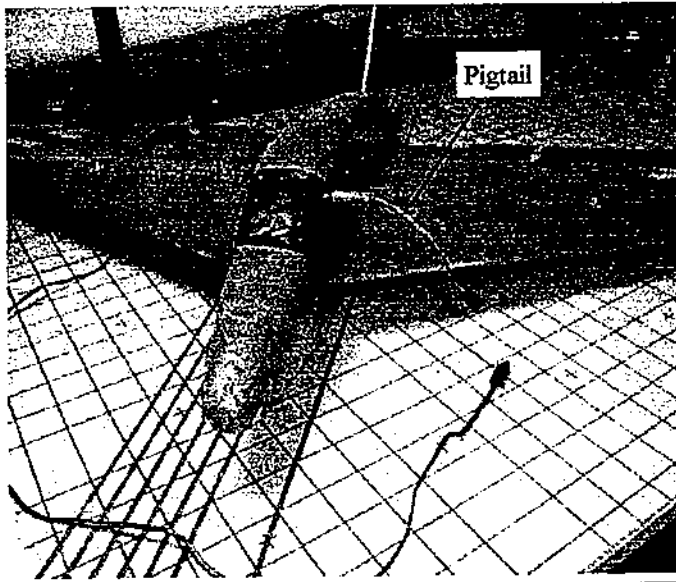
## TAKE CHARGE OF YOUR POWER SWITCH

by  
Tom Vincent

Ever been out at the field getting ready to launch and you forget to turn ON your plane? Maybe you inadvertently turned the plane OFF when you release your plane on the winch. Did you ever crash after a battle on the slope just to find out that your opponent manage to shut OFF your power switch? I always found that the power switch to be a necessary evil. Somehow it is either too big, too small, in the wrong spot, or just doesn't fit right. I'm sure you know what I mean. The information below is a construction project in building an alternative to the standard receiver power switch. **NOTE:** This method is not recommended for receiver packs greater than 500 ma. This is a low power solution ideal for hand launches or combat slopers.

I first saw this charging plug/ power switch on a Larry Jolly hand launch some months ago at HSS. As soon as I saw it I realized "how simple". The benefits became apparent immediately: no external switch that can be accidentally turned off, flush mounted construction, and a pigtail that turns the plane ON/OFF & a means to charge the on board battery.

**Recipe:** To create this alternative power switch mix one (1) male plug Radio Shack P/N 274-290 3/32nd inch audio plug, a Radio Shack P/N 274-292 submini jack, 2

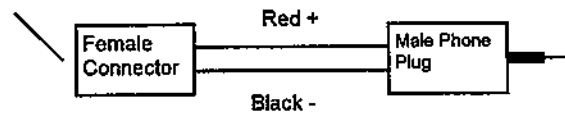


male connectors, 1 female connector and some simple soldering. The electrical connection looks like the following:

Parts List -

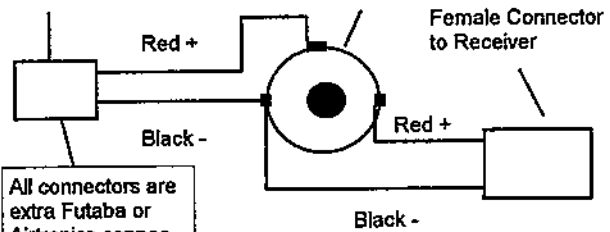
- Two Conductor Male Phone Plug 3/32" (Radio Shack # 274-290)
- Two Conductor Female Submini Phone Jacks (Radio Shack # 274-292)

To Charging Connector



**Note:** Take a 4 inch female connector (one that mates to your charger) and solder the red + wire to the small soldering post located in the center of the phone plug. This is connected to the tip of the plug. The black wire gets soldered to the long tin sleeve.

Male Connector to battery



All connectors are extra Futaba or Airtronics connectors or whatever you use.

**Note:** This is a normally closed circuit type jack. This view is looking from the back of the submini jack.

Use a fine soldering iron and tin the wires first. If you don't own a soldering iron then I recommend that you have someone help. Even though this is not the best picture, there is enough information to build this thing.

For added protection I use a piece of shrink wrap to protect the solder connections. Just find a 3/8" diameter (1/2" long) piece of shrink wrap and slide over the mini jack from the front and over the wires that attach to the connectors. Use a heat gun to shrink.

Once you have constructed and tested your creation, it's time to find a place to install. Look for a sensible location that's out of the way of all the moving parts inside the plane. Drill an 1/8" hole through the fuse and mount.

To charge the plane insert pigtail plug into plane and charge like normal. To turn plane ON just remove pigtail and fly. Just remember that you must re-install the pigtail back into the mini jack after your done flying to turn the plane OFF otherwise you will end up with a dead battery. Simple isn't it?

# South West Winter Soaring Contest

The South West Winter Soaring Contest took place outside of Mesa, Arizona at a new location over the weekend of February 6th and 7th. The flying field was great with lots of grass with all the facilities needed to support a contest of this size. Over 170 pilots signed up for this event that is the first of the Triad (Arizona, Pasadena, and Visalia). Everyone who flew this contest agreed that CASL has a winner of a location and can't wait to return next year. HSS had a good contingent of flyers and posted great scores. HSS came home with 4 trophies.

The following are the contest results:

**Precision Duration:**

Tom Vincent	1139	3 <sup>rd</sup>
Joe Rodriguez	1127	4 <sup>th</sup>
Chris Kenyon	1102	11 <sup>th</sup>
Dan Fink	961	69 <sup>th</sup>
Bob Sliff	935	85 <sup>th</sup>
Larry Enger	917	90 <sup>th</sup>



**Add Em-Up**

Joe Rodriguez	2178	41 <sup>st</sup>
Larry Enger	2126	54 <sup>th</sup>
Tom Vincent	2071	70 <sup>th</sup>
Chris Kenyon	1986	82 <sup>nd</sup>



**Over All:**

Joe Rodriguez	3305	15 <sup>th</sup>
Tom Vincent	3210	31 <sup>st</sup>
Chris Kenyon	3087	57 <sup>th</sup>
Larry Enger	3043	65 <sup>th</sup>
Bob Sliff	2859	84 <sup>th</sup>
Dan Fink	2276	122 <sup>nd</sup>



**Classic:**

Larry Enger	2 <sup>nd</sup>
Bob Sliff	3 <sup>rd</sup>



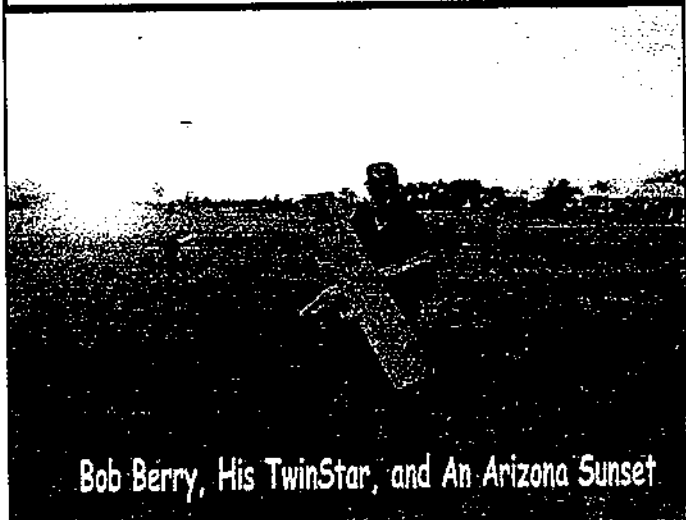
Larry Jolly Nails Another Landing



Larry Enger Checks The Sky



Tom Vincent



Bob Berry, His TwinStar, and An Arizona Sunset



**EIGHTEENTH ANNUAL  
ROSEBOWL SOARING FESTIVAL AND TRADE SHOW  
MAY 1st AND 2nd - 1999  
2ND EVENT OF THE WESTERN STATES SOARING TRIAD  
SPONSORED BY THE PASADENA SOARING SOCIETY  
THIS IS AN AMA AA SANCTIONED EVENT. ALL AMA RULES APPLY.**

**LOCATION:** PASADENA'S BROOKSIDE PARK -- ROSEBOWL SOARING FIELD

**CLASSES:** UNLIMITED AND TWO-METER

**TIME:** PILOTS MEETING 8:30am EACH DAY -- FIRST FLIGHT 9:00am EACH DAY

**SATURDAY - MAY 1st**  
 ROUND 1 - 3 MINUTE PRECISION DURATION  
 ROUND 2 - 1ST FLIGHT OF ADD-EM-UP  
 ROUND 3 - 2ND FLIGHT OF ADD-EM-UP  
 ROUND 4 - 3RD FLIGHT OF ADD-EM-UP

**SUNDAY - MAY 2nd**  
 ROUND 5 - 5 MINUTE PRECISION DURATION  
 ROUND 6 - 4TH FLIGHT OF ADD-EM-UP  
 ROUND 7 - 8 MINUTE PRECISION DURATION

The add-em-up round will consist of four flights to make 26 minutes with no flight over 8 minutes. On Sunday, pilots will have the option to fly Round 6 before Round 5.

**TROPHIES:** UNLIMITED - 1ST THRU 10TH PLACE. TWO-METER - 1ST THRU 5TH PLACE.  
 1ST PLACE UNLIMITED TEAM - TOP FOUR DUES PAYING MEMBERS OF ONE AMA CLUB  
 FIRST PLACE SENIOR - AGE 62 AND OVER

**RAFFLE:** FOLLOWING THE LAST ROUND ON SUNDAY.

**TRADE SHOW:** MANUFACTURERS WILL DISPLAY WHATS NEW IN THE HOBBY BOTH DAYS.

**RV PARKING:** FREE OVERNIGHT PARKING ON FRIDAY AND SATURDAY. NO HOOK UPS AVAILABLE.

**INFORMATION:**

<b>CONTEST DIRECTOR</b>	<b>TRADE SHOW</b>	<b>SCORING</b>
RICHARD BURNS	KARLTON SPINDLE	AL ZIMMERMAN
(626) 857-0024	(818) 785-2401	(818) 500-9019

**ENTRY FEE:** \$32.00 FOR FIRST CLASS ENTRY. \$15.00 EXTRA TO FLY BOTH CLASSES.  
 ENTRY FEES ARE NONREFUNDABLE.

Submit your Entry early for best frequency availability. No entries will be accepted at the field. Entry Forms will only be accepted on a first come, first served basis. Limited Participation. List of local accommodations will be supplied with acceptance notification.

**MAIL ENTRY TO:** PASADENA SOARING SOCIETY  
 AL ZIMMERMAN  
 1328 BRANTA DRIVE  
 GLENDALE, CA 91208

**ENTRY FORM:** PLEASE MAKE CHECKS PAYABLE TO "PASADENA SOARING SOCIETY"

**NAME:** \_\_\_\_\_ **AGE 62+** \_\_\_\_\_

**STREET:** \_\_\_\_\_ **RV PARK** \_\_\_\_\_

**CITY, STATE, ZIP:** \_\_\_\_\_

**PHONE NUMBER:** ( \_\_\_\_\_ ) \_\_\_\_\_

**AMA NUMBER:** \_\_\_\_\_ **TEAM DESIGNATION:** \_\_\_\_\_

**FREQUENCY CHOICES:** UNLIMITED - 1ST \_\_\_\_\_ 2ND \_\_\_\_\_ 3RD \_\_\_\_\_

TWO-METER - 1ST \_\_\_\_\_ 2ND \_\_\_\_\_ 3RD \_\_\_\_\_

**ENTRY FEE** \$ \_\_\_\_\_

**2-METER FEE** \$ \_\_\_\_\_

**TOTAL** \$ \_\_\_\_\_

**No T-Shirts this Year**



**MEMBERSHIP APPLICATION 1999,**

*Harbor Soaring Society  
AMA Chartered Club # 128  
P.O. Box 1673  
Costa Mesa, CA 92628  
AMA's Oldest Chartered Soaring Club*

I understand that by applying for membership in the Harbor Soaring Society, I must be a current member of the AMA.

Please Print

NAME \_\_\_\_\_ Home Ph # \_\_\_\_\_

ADDRESS \_\_\_\_\_ Work Ph # \_\_\_\_\_

CITY \_\_\_\_\_ STATE \_\_\_\_\_ Zip \_\_\_\_\_ E-Mail \_\_\_\_\_

AMA # \_\_\_\_\_ (PROOF OF STATUS REQUIRED)

DATE OF BIRTH \_\_\_\_\_ Frequency channels used \_\_\_\_\_

**NEW APPLICANTS. (W/Name Tag)--(17 years and older) = \$25.00**

**SENIOR MEMBER (Renewal W/O NameTag)(17 years and older) = \$20.00 NEW/RENEWAL (circle one)**

**JUNIOR MEMBER \_\_\_\_\_ (16 years and under), = \$10.00**

**FAMILY MEMBER \_\_\_\_\_ (At same address) = \$ 5.00**

**Extra HSS Name tag \_\_\_\_\_ = \$5.00**

Applicants making application for senior membership between July 1st and October 31st pay a reduced rate of \$10.00. New applicants making application between November 1st and December 31st will pay the annual rate indicated above and such dues will make the new member paid in full for the following year. A signature is required by all Harbor Soaring Society members, agreeing to comply with the current AMA Safety Code and the current HSS General Field Rules and Field Safety Rules

*The undersigned attests that: I will operate my model using only radio control frequencies currently allowed by the FCC. Further, any transmitter that I use at any designated HSS flying field must have a certified R/CMA-AMA gold sticker affixed indicating that it was manufactured or modified for operations at 20 KHz frequency separation. I understand that my failure to comply with the above restrictions will result in nullification of liability coverage for damages caused or claimed*

SIGNATURE: \_\_\_\_\_ DATE \_\_\_\_\_

Total Dues Owed and attached: \$ \_\_\_\_\_

SIGNATURE OF CLUB OFFICER RECEIVING APPLICATION \_\_\_\_\_

# Calendar Of Events

HSS Club Meeting 7:00 Irvine Wtr Dst. Tues. Mar 2  
 Presenter - Joe Ballasch - Leisure Electronics

**HSS T.D. Contest - Sun Mar 7**  
 Rain date Sun Mar 21  
 Scale Aero Tow Event at HSS Sat Mar 13  
 SC2 T.D. Contest - SULA Sun Mar 28

HSS Club Meeting 7:00 Irvine Wtr Dst. Tues. Apr 6  
 Presenter - Dave Sanders (Combat Foamies)  
 HSS T.D. Contest Sun Apr 11  
 SC2 T.D. Contest - ISS Sun Apr 25

HSS T.D. Contest Sat May 2  
 HSS Club Meeting 7:00 Irvine Wtr Dst. Tues May 4  
 Mothers Day Sun May 9  
 Visalia Classic Contest Sat May 15-16  
 SC2 T.D. Contest - TPG Sun May 23

HSS Club Meeting 7:00 Irvine Wtr Dst. Tues. Jun 1  
 HSS T.D. Contest Sun Jun 6  
 SC2 T.D. Contest - TOSS Sun Jun 27

Please keep an eye of the Calendar of Events. They may change from one month to another.


Note: This is your last HSS newsletter unless your membership is renewed. Please send your application to Larry Reed (Treasurer). You don't want to miss out on HSS activities.

# HSS SPY REPORT



Parents of Bob and Karl help the boys clean up the flight field at HSS. Like father, like son, those days on the farm taught them both how to use the all important rake.

**Harbor Soaring Society**  
**P.O. Box 1673**  
**Costa Mesa, CA 92626**



[www.rcsoaring.com/hss/hss.htm](http://www.rcsoaring.com/hss/hss.htm)

WILL CONRAD  
 9359 SHRIKE AVE  
 FOUNTAIN VALLEY, CA 92708



**Notice: Meeting Tuesday 3-2-99  
 at the Irvine Water District Office.**

**The March HSS monthly contest  
 date is Sunday 3-7. Rain date: 3-21 or 28th.  
 3 rounds of 24 minute add-em up  
 plus 10 minute 4th flight.**