

Plane

# RAP

## IN THIS ISSUE

- Fairview Park Map
- Triangle Ladder...
- Who's on top?
- Wing Tips
- Classified Ads

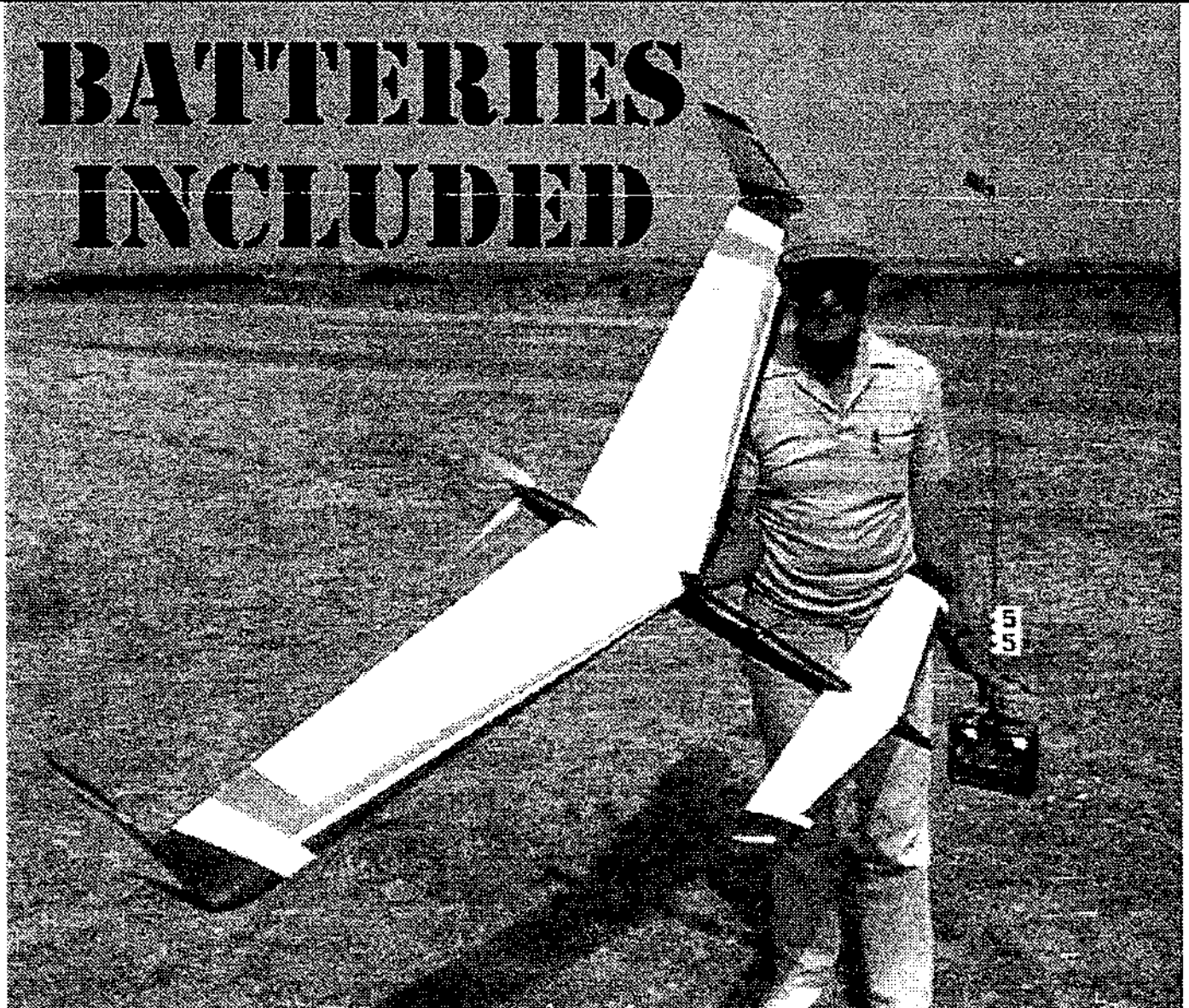
July 1998

Harbor Soaring Society

AMA Charter #128

Volume XXXV Issue 7

# BATTERIES INCLUDED



# Club Information

**1998 Officers:**

**President**

Steve Hendry  
996-6183 hendry@fea.net

**Vice President**

Les Kenyon KenyonLes@aol.com  
404-3832

**Secretary**

Steve Schupak  
548-4647 Schupak@mta.net

**Treasurer**

Roger MacGregor  
642-6830

**Contest Director**

Ross Thomas  
638-0705

**Editor**

Lyndon Johansen  
645-6291 Acmeplanes@aol.com

**Training Coordinator**

Roger Saville  
549-7976 RogerHSS@juno.com

**Winch Coordinator**

Karl Hawley  
545-4722

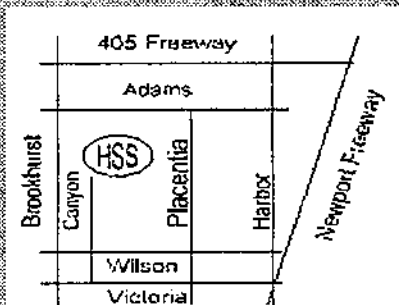
**General Director**

Lars Tuchino  
548-7968 Larswan@aol.com

**Monthly Meeting**

Held on the first TUESDAY of each month at 7:00 PM

## Flying Site



## MESSAGE FROM THE OVAL ORIFICE

*Steve Hendry*

Hi Kids,

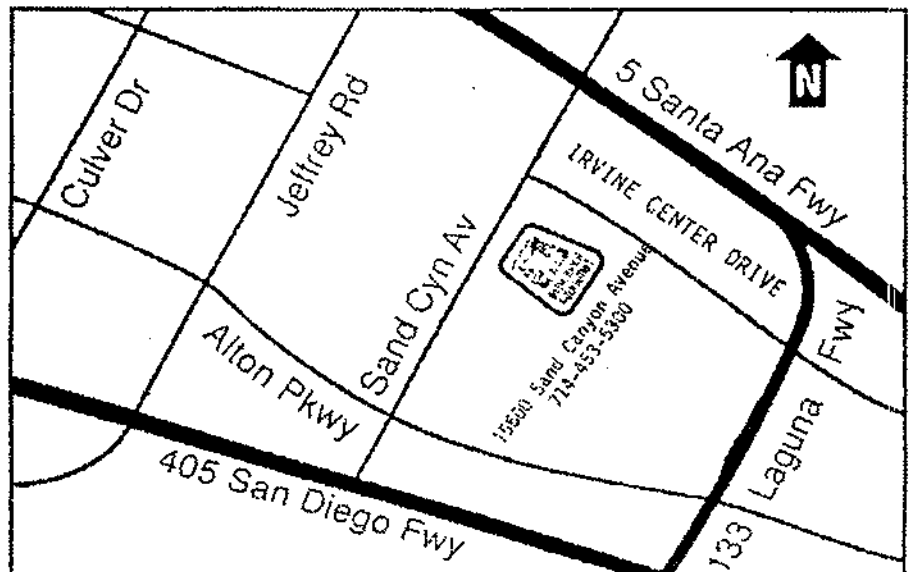
The field just got its summer cut from the city (no foxtails or stickers) and the weather is to live for. Lots of lift and small lines waiting for a winch. Where are you guys? Our illustrious Editor and Publisher Lyndon has published a map of "where to do it" at our Fairview Park site. From time to time we all need to be reminded where to set a winch, a high start, effect a landing, fly electric, and hand launch. See Ross Thomas for the Slope area.

Once again TPG put on a great SC2 event at Poway. Joey "Hot Rod" Rodriguez's Pro team carried the HSS banner high. Tom Vincent made HSS shine with his high score in open class. Carl Hawley took 1<sup>st</sup>, Ross Thomas 2<sup>nd</sup> and Bob Sliff 3<sup>rd</sup> in bent wing. Yes, they were all flying 3 M Gnomes! The lift was there but only in a very mild form.

Over the last 2 years the modelers of Mile Square Park, some 5,000 strong, have tried to reason with the board of Supervisors over their on going efforts to add a third golf course. Save Mile Square Park is close to heading for the courtroom. This does effect Us at HSS. Check out their web site they could use our help.

<http://www.savemilesquare.org>

## Notice: Meeting at the Irvine Water District Office until further notice.





# FLOTSAM & JETSAM

*Steve Schupak*

## HSS Meeting 6-2-98

Hendry, Nick, Kenyon, MacGregor, Lyndong, Lars

Meeting called to order.

Previous minutes approved.

### Treasures report:

We're still solvent. That's good.

Roger recounted an amazing UAV demonstration of a 2 oz electric plane complete with video relay.

### VP of fun:

Next month Dave Sanders is coming to talk about life with foam.

Safety issue - make sure you are using the proper pin board on weekends if you show up early and use the handicap sign board.

Otherwise its been great flying.

### General Director:

Lars got a letter. We've got approval for an aerotow for June 6, 1998.

Karl went to the last Citizens Advisory committee, there is now many different representatives for all types of activities, dogs, planes, trains and tree huggers. Now we have the capability to see if the part is moving via a GPS transducer. Karl will make a presentation to the committee showing our area usage needs.

### New Guys in the Sky:

Thanks to all the advanced guys for helping out the new guys with the TG3's. New Fuse, new wing, and new receiver is on the way. Sounds kinda like a new plane to me.

Old business: None..... Nick's done.

### New Business :

Dick Panzer is trading something for a new winch on a trolley, thanks Dick. This new winch will reside in the shed.

### Meeting adjourned.

Robert Cavesos showed his three minute heart attack planes.



# Nick's Views

*Nick Buzolich*

## Triangle Ladder

This is how things shape up at this time. Activity should pick up with more names added as we go along. Top name can only defend (-). Your last encounter will show (+) if successful and may challenge up or (-) if unsuccessful and you must defend. I will be asking all of you to try the triangle ladder. Two things will happen when you participate.

- 1- You will become a better pilot.
- 2- You will give me a nice warm feeling in my chest cavity! Try it.... you'll like it!

### Unlimited

1. Chric Kenyon (-)
2. Dan Fink (+)
3. Steve Hendry (+)
4. Mike Marjoseph (+)
5. Roger MacGregor (-)
6. Tom Vincent (-)
7. Ross Thomas
8. Nick Buzolich

### Classic

1. Will Conrad (-)
2. Ross Thomas
3. Mike Morjoseph

### TG-3

1. Roger Saville (-)
2. Les Kenyou
3. Steve Schupak

# Wing Tips

## REQUIRED TOOLS FOR THE NEW (EVERY) MODELER

By Steve Condon

Ok all you new modelers, here's a ready-made Christmas list to get you off and running in your shop. Before we begin with the tools you will need, there are a few things you will need to begin your model building career.

The first is an appropriate work space. The kitchen table really is not the most suitable place, especially if you're married and want to stay that way. If you have a garage and 7' of available wall space, a hollow core door attached to the wall via a 2X2 support in back and two or three legs will get you in business for a small investment. If you don't have a wall, try two sawhorses. If you want to save space, you could hinge it on the back, hinge the legs, and make it fold-up and latch for easy storage. Also, the surface will resist bowing if you skirt it with 1X4 pine.

The next is a building board. If you are building built-up wood models, a building board that you can push pins into is a must. While we are on the subject, I also recommend a cutting mat for making X-Acto cuts to save your blades and work surface.

As you get into this hobby/obsession that all of us share a love for, you will sooner or later learn that when you have the right tool you can complete the job better, faster, and with less frustration. This list is to help you avoid some of those moments when you're in a bind and choose to improvise with the wrong tool only to end up worse off than before! We've all been there.

When looking around my shop, these are the top 13 items that I could not live without. By no means is this a exhaustive list.

- 1 X-Acto knife (or two), razor saw with fine and medium cut saw blades. If you have to choose one or the other, take the fine cut blade.
- 2 Basic sanding & shaping tools.
- 3 Needle nose pliers (preferably an assortment of sizes and shapes).
- 4 Wire cutters: small, medium, and lineman's pliers.
- 5 Cordless drill and, preferably, a numbered drill set.
- 6 Six inch steel machinist's rule and 18" steel straightedge.
- 7 Dremel tool and bit assortment.
- 8 Soldering iron (preferably with a pointy tip), flux, small diameter solder. Most of your solder needs will be for connecting servo wiring so make sure your flux and solder are for electrical use.
- 9 Safety equipment (dust masks, surgical gloves, safety glasses).
- 10 Sealing iron and heat gun. You can't get around working with covering films of one brand or the other. Yes, you need both of these items.
- 11 At least four small and medium C-clamps.
- 12 Set of jeweler's screwdrivers. Try and find a combo set of straight and Philips head screwdrivers.
- 13 Wire strippers. They are worth their weight in gold when you start soldering your first servo wires.

As mentioned earlier, the above list is bare bones but it will get you started. As you proceed with your building you will find a world of other "required items" that will make your building just that much more enjoyable.

Warning: Before you buy any big ticket items, such as a scroll saw, band saw, drill press, etc., be sure and check with some of the old timers who have been down this road. They can help save you money and get you the right equipment... the first time.



# VP of FUN

Les Kenyon

Now we're having fun! Best time of the year for thermals at our field so come on out!

**Pin Problems again!** Please make sure that in the early morn. You help assure that all early birds and visitors get on the Club Pin board as soon as it's out. Prior to that use the board out on the street. **Slope guys should pin their pin to ours then clip it to the fence above the club clip board, so we know they are out there and what channel.** One early AM a visitor put his pin on the street board. Latter that A.M. a Mako with the club pin turned on- the hand toss visitor got shot down. He wasn't sure if it was a radio hit or what- out into the bushes to search, (no mention to anyone of the possible radio hit) once deep in the hills he turned his radio on and began wiggling and listening for his lost plane. By then the unknowing Mako had successfully launched, then all of a sudden he got hit. He had presence of mind to run toward the plane and managed a no disaster landing. The very next day we went to (SC)2, no sooner did I get out of the car, I noticed a full-house ship hand toss, Immediately I saw another contestants plane coming down with pilot yelling Radio hit- both planes are now badly broken and I notice it's the same guy with the hand launch the day before that was involved. Latter that same day Ross Thomas is given his pin and radio from the impound guys, and goes out to fly- Ross didn't notice that they gave him the wrong pin. Pretty soon the correct pin is given to another flyer while Ross is still up. Ross said the 3M GNOME is fixable. Please be very careful with the pins

**Robert Cavazos of Cavozos Sailplane Design was last month's guest speaker.** Robert does a lot of Electric setups and was quite knowledgeable about electrics. He uses several computer programs to match the plane with the proper motor and prop. If you have any interest in an electric, give Robert a call, tell him what you're looking to do. (Thermal, speed 400, or go fast etc.) and he'll put a package together for you. 909-485-0674

**Dave's Aircraft Works coming in July:** Sir Tossalot himself, Dave, will bring a few of his latest and greatest Foamies. I saw the scale foamy at Pasadena and was impressed. So all you new guys and those who don't like to do a lot of building come and check this out. Meeting place to remain at the water district. Off Sand Canyon until the mosquito infestation is over with.

**Until next month remember to pick up all the pieces before you leave!!!**



# HSS Contest Results

### Open Class June

1st M Tom Vincent  
2nd M Dan Fink

1st E John Row  
2nd E Ross Thomas  
3rd E Jim Parsons

1st A Mike Marjoseph  
2nd A Chns Kenyon  
3rd A Nick Buzolich

### Classic June

1st Will Concord  
2nd Ross Thomas  
3rd Chris Adamczk  
4th Mike Marjoseph

### (SC)2 May

8th Perkins, Daryl  
12th Hendry, Steve  
15th Vincent Tom  
32nd Marjoseph, Mike  
38th Kenyon, Chris  
39th Buzolich, Nick  
45th Hawley, Karl  
52nd Thomas, Ross

Name	Jan	Feb	Mar	Apr	May	June	YTD
<b>OPEN</b>							
Hendry, Steve M	869	891	1000	991	1000	938	5689
Jolly, Larry M	1000		991	1000	993		3984
Clerx, Ben M					995		995
Rodriguez, Joe M			993				993
Perkins, Daryl M			992				992
Lackey, Roger M			979				979
Thomas, Ross E	715	915	965	825	335	861	4616
Parsons, Jim E	916	916		820	986	847	4485
Saville, Roger E	798	846	787	743	301	717	4192
Vincent, Tom E		975		903	993	1000	3871
Roe, John E		940	917	973		937	3767
Hawley, Karl E	654	748		535	993	717	3647
Schupak, Steve E	916	529		660	630	79	2814
Fink, Dan E	890		965			954	2809
Brandt, Dennis E	996		979				1975
Taylor, Mark E		1000	904				1904
Bathell, Rick E	989					696	1685
Tuohino, Larry E	991		400				1391
Briggs, Rick E	792		228				1020
Navarre, Mark E				919			919
Addis, Steve E			810				810
Anderson, Kevin E			688				688
Pope, Bob E			548				548
Buzolich, Nick A	834	765		804	418	730	3551
MacGregor, Roger A		838	957	729	479		3003
Jolly, Chris A				874	991		1865
Marjoseph, Mike A				643		845	1488
Kenyon, Chris A					252	750	1002
Jolly, Emmett A			922				922
Kutch, Norm A		708					708
Puchalski, Mark A						622	622
Zink, Don A						542	542
<b>CLASSIC</b>							
Thomas, Ross 1	928	906	738	946	901	714	5133
Sliff, Bob 1	860	1000	910	867	489		4126
Conrad, Will 1	622	760	812	590	72	1000	3856
Pantzar, Dick 1		681	804	730	707		2922
Enger, Larry 1	896			926	565		2387
Brown, John 1	1000		1000				2000
Jolly, Larry 1				1000	1000		2000
MacGreger, Roger 1		219		436	767		1422
Marjoseph, Mike 1			571			566	1137
Saville, Roger 1			637				637
Adamczk, Chris 1						597	597
Puchalski, Mark 1	530						530
Addis, Steve 1					371		371
<b>2 METER</b>							
Jolly, Larry 2	1000		959				1959
Thomas, Ross 2	874		903				1777
Rodriguez, Joe 2			1000				1000
Fink, Dan 2	365		145				510
Schupak, Steve 2	376						376



Tom Vincent 1st M



Dan Fink 2nd M



Mike Marjoseph 1st A



Ross Thomas 2nd

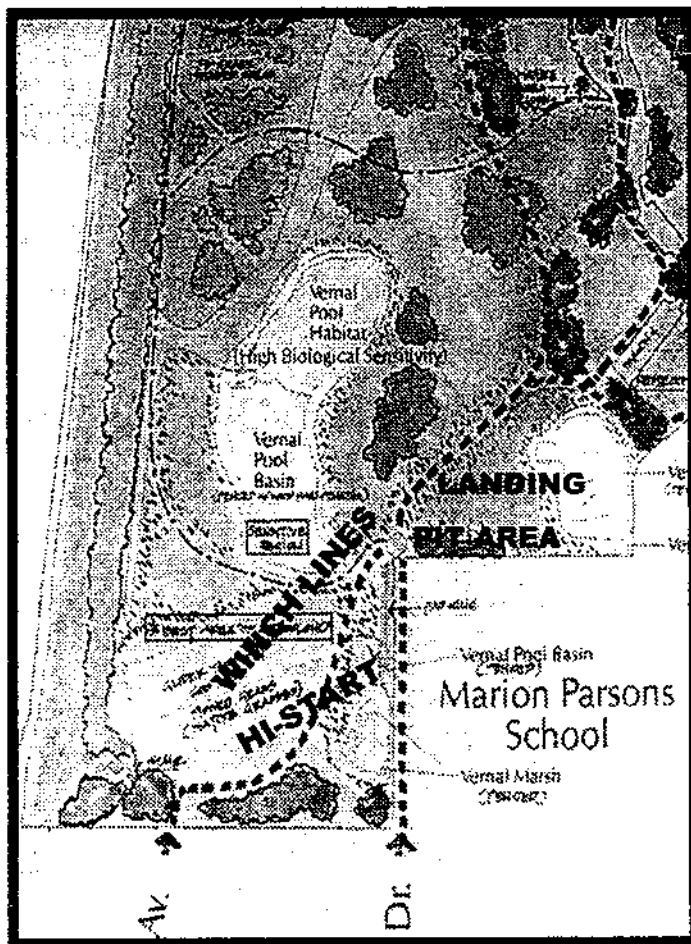




# KARL THE WINCHMAN

*Karl V. Hawley*

The Costa Mesa City Council continues to discuss the fairview park master plan at each monthly meeting. HSS attendance and participation at these meetings is important for the well-being of our society, so please plan to attend. I encourage each of you to become actively involved. Contact me for details and dates of future City Council Meetings. And that's all I have to say about that. Oh.... we'll go have pie and coffee at Norm's afterwards!



## Classified Ads:

Sears Air Compressor \$50.00

100 PSI - 3/4 HP - 7.5 Gallon Tank

- 1.8 SCFM at 40 PSI
- 1.4 SCFM at 90 PSI
- 3.2 SCFM

**Bob Walker (714) 824-8690**

**SULABIRD KIT \$40.00**

Yes... this is the big club bird from SULA ! It is a GIANT 3 function plane used for "ONE DESIGN" contests at the SULA field. This kit is serial # 008 (collectors item). It is priced to sell and won't last long !



**Lyndon 645-6291**


## 1998 F3J WORLD CHAMPIONSHIP T-SHIRTS

Proceeds from the sales of these shirts help support the U.S.A. F3J team. These high quality Beefy-T's are going fast. Don't miss out! \$15.00

**John Roe 458-8544**  
Between 4pm and 8 pm

# The Real Stuff!





Thousand Oaks Soaring Society  
invites you to the TOSS SC2 contest of 1998

**DATE:** July 19, 1998

**LOCATION:** TOSS field in Thousand Oaks, CA

**CONTEST DIRECTOR:** Edgar Weisman

**SIGN UP:** 8:00 AM

**WHERE:** Redwood School on Gainsborough Drive  
between Moorpark Road and Lynn Road

**PILOTS BRIEFING:** 8:45 AM

**CONTEST STARTS:** 9:00 AM

---

**TASKS:**

4 Rounds: Four flights for a Twenty Four Minute Total.  
One each - 3, 5, 10, 7 minutes. Flight time is scored as 960 points per round. Flights must be flown in sequence shown.

Landings: Four 25 Foot circle landings worth 40 points each.

---

**Entry Fee:** \$8.00

**Trophies:** 1st -3rd Masters  
1st - 3rd Expert  
1st - 3rd Sportsman  
1st 3 Function

**Equipment:** 12 Volt winches with retrievers.  
Approximately 700' to turnarounds.  
Portable restroom available at field.

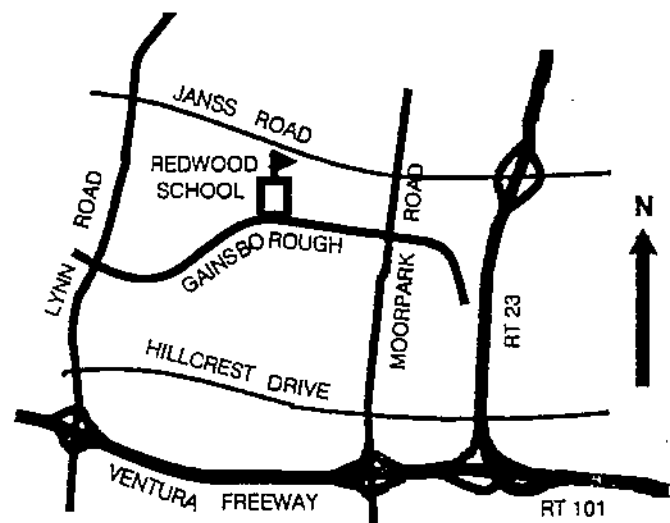
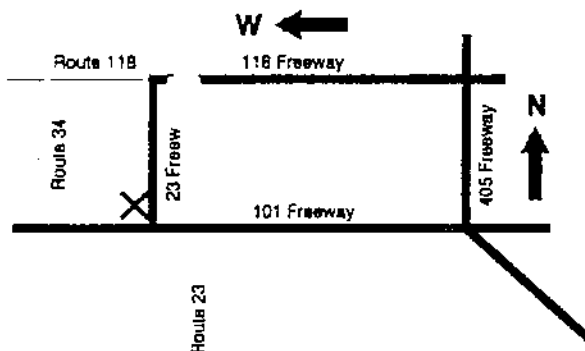
**Field:** Mowed grass

**FIELD:**

Redwood Intermediate School,  
Thousand Oaks, CA  
On the North East corner of  
Gainsborough and Camino Manazanas.

**RULES:**

Standard SC2 rules apply in addition to AMA rules.  
10 seconds to accept relaunch or to fly it out.  
Midairs on landing approach - time will count,  
relaunch for landing points only  
Transmitters and receivers must meet 1991 AMA rules



**CONTACTS:**

Edgar Weisman (805) 498-8878  
Art McNamee (805) 531-9442



# Hobby Shack®

SUPERMARKET OF HOBBY GOODS

## Slope Combat

Bounces Back from Crashes!

Discounted \$3.01



In stock!

### ZAGI-LE

Winner of more combat contest than all other airplanes put together

The latest evolution in "Foamy-Tech", the ZAGI-LE features a resilient expanded polypropylene (EPP) foam leading edge laminated to a rugged two-pound white foam core providing light weight durability at a low price. The new ZAGI-LE has the Original Zagi's low target profile and adds a ding-proof leading edge.

The ZAGI-LE flies with a mixer radio. Flying weight is only 19 ounces providing a loading of only 6.5 oz/sq.ft. What is really surprising about this wing is its agility, aerobatic potential, and speed range. It flies well in a 7 mph wind and penetrates in winds to 50 mph. It even thermals. After contact, it falls a few feet, recovers, and keeps flying.

#### ZAGI-LE Specifications

Wing span ..... 48"  
Wing area ..... 2.83 sq.ft.  
Airfoil ..... ZAGI 12 S  
Weight ..... 18-19  
Radio ..... 4 Chan. or Mixer

4.1<sup>99</sup>

NO. 885230  
List \$45.00

## Slope Combat

Nearly indestructible!

# ZAGI



NEW!

### ZAGI-EPP

In stock!

ZAGI-EPP SPECIFICATIONS— 48" wing span, 2.83 sq.ft. area, Zagi 12 S airfoil, 18-24oz flying weight, speed range 6 to 45 mph, elevator mix capable radio required

NO. 885226 Discounted \$9.01 **55<sup>99</sup>**  
List \$65.00

## Zagi-EPP

### Features an Active Spar Matrix

An all EPP foam combat slope glider with a unique dynamic spar system.

Trick R/C has been working on a new glider for this year. The Zagi for the past year. In order to achieve the construction concept, the airframe should have the necessary stiffness for the flight task and flexibility to absorb the forces of impact.

The new ZAGI-EPP active spar matrix. As the wing flexes the foam's thickness acts as a dynamic shear web. The spar actually moves laterally using the EPP foam as a shock absorber. The spar material that worked best was a 1/4" x 2" strip of Coroplast which is cut and glued in a rounded slot flush with the top of the wing. It is almost too simple!

The EPP version looks like a Zagi-LE, bounces as fast as a Zagi-LE, flies like a Zagi-LE, weighs the same as a Zagi-LE, bounces a lot higher than a Zagi, and lasts a lot longer than a Zagi-LE.

In its first combat—of course—the new ZAGI-EPP passed the "maniac test" boasting 24 combat "kills" and countless ground collisions including a slam into a parked truck. Trick R/C doesn't take the credit for the kills of course, but at the end of the day the ZAGI-EPP was just a little dirty. That's all!


### CLUB MEMBER SPECIAL COUPONS GOOD THRU 7-31-98

## Sub-Micro SX

### CS-25<sup>BB</sup>

Lowest price ever!

16<sup>99</sup>



### CIRRUS

### Ball Bearing Pro Sub-Micro

Great for 2-meter gliders, hand launch gliders, small helicopters, 1/2 power.

Regularly \$19.99  
List \$42.95 ea.

\$3 OFF

## 5-Min. Epoxy

### KWIK

### BOND

Five-minute working time for fast repairs and building!

4<sup>99</sup>



\$2 OFF

Regularly \$6.99  
NO. 887565, List \$11.95

Clip These EXTRA SAVINGS COUPONS And bring them to a Hobby Shack store near you!

Save Big!

10 STORES IN SOUTHERN CALIF.

## Hobby Shack®

SUPERMARKET OF HOBBY GOODS

### DISCOUNT HOBBY STORES

VISIT ONE TODAY!

#### MISSION VIEJO

28331 Marguerite  
At Avery Pkwy.  
949-364-3330

#### FOUNTAIN VAL.

18480 Bandilier Cir.  
405 Fwy. Euclid Exit  
714-964-8846

#### ENCINO

5541 Balboa  
Balboa At Burbank  
818-995-1162

#### SAN DIEGO

3860 Convo St.  
South Of Balboa  
619-268-7997

#### RIVERSIDE

10128 Indiana Ave.  
Tyler Village Center  
909-785-6773

#### EL CAJON

469 Broadway  
At Ballantyne  
619-444-6135

#### PASADENA

270 North Hill Ave.  
North Hill & Locust  
626-568-0883

#### LA HABRA

1401 S. Beach Blvd.  
Near Imperial  
562-947-2574/714-994-5721

#### LAWDALE

16725 Hawthorne  
168th & Hawthorne  
310-214-0244

#### LAKEWOOD

5449 South St.  
Bellflower & South  
562-804-2515

#### STORE HOURS

Mon - Fri: 10:00 - 9:00  
Sat: 10:00 - 6:00  
Sun: 10:00 - 5:00

CHARGE IT! Or. Use Your ATM/Debit Card



Always Offering You More™

## Calendar Of Events

HSS Club Meeting 7:00 The Duck Club	July 7, 1998
HSS T.D. Contest (Wives Time and BBQ)	July 12, 1998
SC2 T.D. Contest @ TOSS	July 19, 1998
HSS Club Meeting 7:00 Duck Club	Aug 4, 1998
HSS T.D. Contest	Aug 9, 1998
Bent Wing Contest TOSS	Aug 9, 1998
Contact Art McNamee (805) 526-6292	
Nostalgia Contest SULA	Aug 23, 1998
Contact Ron Brown (310) 328-8684	
SC2 T.D. Contest @ SWAS	Aug 30, 1998
HSS Scale Aerotow	Sep 19, 1998
HSS Club Meeting 7:00 The Duck Club	Sep 1, 1998
HSS T.D. Contest	Sep 6, 1998
SC2 T.D. Contest @ HSS	Sep 27, 1998
Central Valley (Visalia) T.D.	Oct 3-4, 1998
Contact Phil Hill (209) 686-8867	
HSS Club Meeting 7:00 The Duck Club	Oct 6, 1998
HSS T.D. Contest	Oct 11, 1998
SC2 T.D. Contest @ PSS	Oct 18, 1998
HSS Club Contest 7:00 The Duck Club	Nov 3, 1998
HSS T.D. Contest	Nov 8, 1998
SC2 T.D. Contest @ ISS	Nov 22, 1998
HSS T.D. Contest	Dec 6, 1998
HSS HOLIDAY PARTY	Dec 8, 1998

## HSS SPY REPORT



### New For 1998 !

"The HSS Turd Herder" Designed in West Germany for the express purpose of rounding up and eliminating those pesky Rottwieler Rolos. Contact Dick Pantzar for a demonstration ride or operational inservice.

**Harbor Soaring Society**  
**P.O. Box 1673**  
**Costa Mesa, CA 92626**

WILL CONRAD  
 9359 SHRIKE AVE  
 FOUNTAIN VALLEY 92708



**Notice: Meeting at the Irvine Water District Office until further notice.**

**Dave Sanders "DAW" will be at our July HSS Club Meeting to show his latest EPP sailplane products and answer your foamy questions.**

